



issue
#1

Tackle's BIG
Fish Tale



Make Some Tasty
Worm Dirt Cups



BOBBER

official
fun book



Puzzles
and games!



Letters and
numbers!



Craft
fishing lures



US Army Corps
of Engineers®



www.Bobber.info

Look what's
inside...

BOBBER

official fun book



1

Bobber Tales

Tackle has a "big" day at a fishing tournament!

9

Craft Class

Tackle shows you how to make fishing lures!

6

Take A Hike

Help Bobber and crew get to the bait shop!

16

Fun & Games

Exercise your brain with fun puzzles & activities!

8

Tasty Treat

Try a yummy recipe from Chef Catsto!

24

Bobber Buddies

Artwork and letters from kids like you!



PLUS there's
more great
things inside!

More water safety fun awaits you!
Watch Bobber cartoons, play games, and
download **FREE** coloring sheets and activities at
Bobber's official site. **www.Bobber.info**



TM

Parents and Guardians:

This is a fun and interactive book for your child to enjoy. By doing the activities your child will be introduced to Bobber the Water Safety Dog and other characters that will make learning about the importance of water safety fun. Your help will be needed during some of the activities, so please help your child as needed. Setting a good example for children is important, so please wear a life jacket when in or near the water. Life Jackets Worn...Nobody Mourns. Learn more at **www.PleaseWearIt.com**.

Bobber Tales

Tackle's BIG fish story



1 It was a beautiful day at Waterbowl Lake, home of Bobber the Water Safety Dog. "Hello everyone! I'm reporting live from the annual Waterbowl Fishing Tournament," exclaimed Ted E. Bear. "Ranger Toro and Bobber have made their way to the stage and are about to announce the rules and start today's big event."



2 "Hola amigos!" proclaimed Ranger Toro. "Let's all have fun and be safe on the lake today. Please remember the main safety rule. Which is?"



3 "Always wear your life jacket!" shouted the crowd. "That's right," grinned Toro. Then Toro gave the signal and Bobber started the tournament with a howl.




Suddenly, Tackle realized he wouldn't be able to compete in the tournament unless he was wearing a life jacket. "Grrrrrr," grumbled Tackle.



Tackle doesn't like wearing a life jacket. Mostly because his is old, worn out, uncomfortable, looks ugly, and smells like gross dead fish guts.




"Have you tried a new inflatable life jacket?" asked Ranger Buck. "They're more comfortable, and just as safe as an old style life jacket. Here, use this one."



Tackle was very happy to try out the inflatable life jacket. He thought it felt good and looked cool. But, he still wasn't happy about having to wear it.

Color the fish to complete the sequence.





8

The pups found a good fishing spot on the bank. They had life jackets on and also had Bobber watching over them. Always have an adult watch you.




9

Tackle was fishing from the deck of his little dog house boat, the Dogfish. "Gotcha," barked Tackle. He had hooked what must have been a monster fish.




10

"No one will out fish me!" boasted the world famous underwater explorer Jacques Catsto as he sailed by on his ship, the Catnipso.




11

The waves from the Catnipso and the tugging from the monster fish was enough to knock Tackle off balance. He tumbled head first into the water!





When Tackle went underwater his inflatable life jacket deployed. Tackle popped to the surface, still gripping his fishing rod and fish.



The monster fish began to tow Tackle away from the Dogfish. If a fisherman ends up in the water it's safer for them to stay near their boat until rescued.



Bobber and the pups saw Tackle in distress and decided to run for help. Don't go in the water to help someone. It's best to go get help from an adult.



Bobber and the pups found Ranger Buck and told him about Tackle. Buck called out over his radio. "Buck to patrol, we have a fisherman in the water."



REACH

Hold onto a dock or boat and reach your hand or whatever is nearby to the person in the water.



THROW

If you can't reach far enough, toss something that floats for the person to grab.

ROW

Paddle a boat closer to person or call out to a nearby boat for help. Never use the boat motor near a person in the water.



DON'T GO

Don't go into the water unless you're a trained lifeguard. Yell for help. Call 911. Learn CPR and first aid for drowning and hypothermia.

COLOR
THE
LETTERS!



16

Ranger Jane got the message and rescued Tackle from the water. Tackle pulled up his monster catch. Which turned out not to be monstrous at all.



17

Because of all commotion on the water, no one else caught anything. So... Tackle ended up winning first prize, a new inflatable life jacket!

Do You Remember?

Answer these questions about the story by checking true or false.



The event that day was the annual Waterbowl Lake Speed Boat Races.

☐
☐

true

false



You should always have an adult watching you while in or near water.

☐
☐

true

false



Tackle won the tournament because he caught a large fish.

☐
☐

true

false



If a boater falls overboard it's best if they stay near the boat.

☐
☐

true

false



Answers - no peeking!

1. False, the event was the Waterbowl Lake Fishing Tournament. 2. True 3. False, Tackle won because no one else caught anything. 4. True

BOBBER'S BAIT RUN

Using your finger or a pencil,
follow the hiking trail to get
Bobber to the bait shop.
Answer the questions along
the way.

How many squirrels
do you count.

Write the number in the box.



Start

Sinker
is catching
butterflies!

Draw a circle
around the one that
is different.



Corkey is taking
photos of birds!
How many birds
can you count?

Write the number
in the box.



Answers - no peeking!

Answers to these pages can be found on page 22.

Bobber is handing out
life jackets along the trail.
Circle the life jackets that match
the color of Bobber's life jacket.



Catso found something?
Can you find the word
hidden in the puzzle?

Draw a line through it.

B	T	M	C	T	G
T	U	U	N	U	D
M	R	K	R	R	M
T	U	R	T	L	E
C	M	T	M	W	N

Use the picture to help you
find the correct answer.



Corkey and Sinker keep
cool with tasty snow cones.
Color the pups and their snow cones.



Finish

How many flowers
do you count.

Write the number in the box.





Cookin' with Catsto

In addition to being a world famous underwater explorer and environmentalist, Jacques Catsto is a world renowned chef.

Today's Recipe **WORM DIRT**

These wormy pudding cups make a yummy dessert!

Adult and Child page

An adult helper is needed for the page.

HELP!

Ask an adult to help you with this recipe.

You Will Need:

chocolate pudding
chocolate sandwich cookies
gummy worms candy
4 small bowls or cups



Step 1

Spoon chocolate pudding into cups. Fill the cups to within about an inch of the top edge. Depending on the size of your cups, one package of pudding should be enough for 4 cups of worm dirt. Or, you can leave the pudding in snack cups.

Step 2

Pull apart sandwich cookies and remove filling. You don't need the filling for this recipe. Put cookies into a sandwich bag, seal the top, and then crush cookies into small pieces. Sprinkle crumbs all over the top of the pudding in the cups to look like dirt.

Step 3

Place gummy worms on top of the "dirt". Poke worms into "dirt" so it looks like they are popping out of the ground. Now grab some spoons because your Worm Dirt is ready to eat!



For a chance to appear on the Bobber Buddies page, send a photo of you with your worm dirt cups to: Bobber@Bobber.info

Tackle's Fishing Lure Class

Ever since Tackle retired from being a football mascot, he loves going fishing and has become an expert at making fishing lures.



Let's make fishing lures!



HELP!

Ask an adult to help you with this craft.

Adult and Child page

An adult helper is needed for the page.

Salt Dough Recipe

You Will Need:

1/4 cup salt
1/2 cup flour
1/4 cup water

Put salt and flour in a bowl. Stir in water slowly. If it is too dry add a little more water. Knead dough until it feels like play clay. Your dough is now ready to use. If needed you can keep it in refrigerator in a covered bowl until you are ready to use it.

To Make Lures

You Will Need:

salt dough • cookie sheet
baking paper • paper clips
brushes • paint • feathers*
clear nail polish • glue*

*optional

Step 1

Roll dough into quarter size balls. Flatten the balls into 1/2 inch thick oval shapes. Place them on cookie sheet covered with baking paper. Bend paper clips into the shape shown below. Push the unbent end of the paper clip into one end of the dough and out the other.



Step 2

Let lures dry for at least 24 hours or ask an adult to help you bake them in an oven for 2 hours on very low heat. Let lures cool on cookie sheet. When cool, color lures with paint. After the paint dries coat the lures with clear nail polish to protect the paint. If you would like to you can glue feathers to your lures.

Fishing Fun Game

You Will Need:

long stick or yard stick
string or yarn
socks or paper fish
sofa or bed


Tie or tape string to the end of a stick. Have an adult cut the string the same length of the stick. Tie the loose end of the string to your lure. As with any fishing equipment always be careful not to swing it into yourself or others. Use a sofa or bed as your boat and try to pick up socks or paper fish off the floor. How many can you catch?

Pro Tip: Even play fishing is a good time to practice wearing a life jacket properly!

Send pictures of your lures to:
Bobber@Bobber.info



Friends Make Wear Life



**US Army Corps
of Engineers®**

www.BoI

Produced by the U.S. Army Corps of Engineers National Operations Center for Water Safety. All Right


Fishing Fun Game

Color and cut out these fish to use with your "crafty" fishing lures.


PRO TIP!

Punch a hole where marked and fold the tab at an angle so you can catch the fish.

See page 9 to learn how to make fishing lures that can be used to catch these fish.



Email a photo with your catch to:
Bobber@bobber.info
Remember to wear a life jacket!





Adult and Child page

An adult helper is needed for the page.

"The Carp-pet flatfish is a common species found lying on the floors of households all over the world.

They appear colorless until you decide what color they will be."

- Jacques Catsto



See opposite side of this page for more instructions.



BOBBER DESKTOP STANDEE

Place Bobber on your desk, dresser,
or any place to that will help remind
people to wear a life jacket.



**US Army Corps
of Engineers®**

Before cutting
see other side for
more options.



www.Bobber.info



BOBBER DESKTOP STANDEE




An adult helper is needed for the page.



Feeling creative?

Color your Bobber Standee by the numbers.
1 = Yellow, 2 = Orange, 3 = Red, 4 = Blue


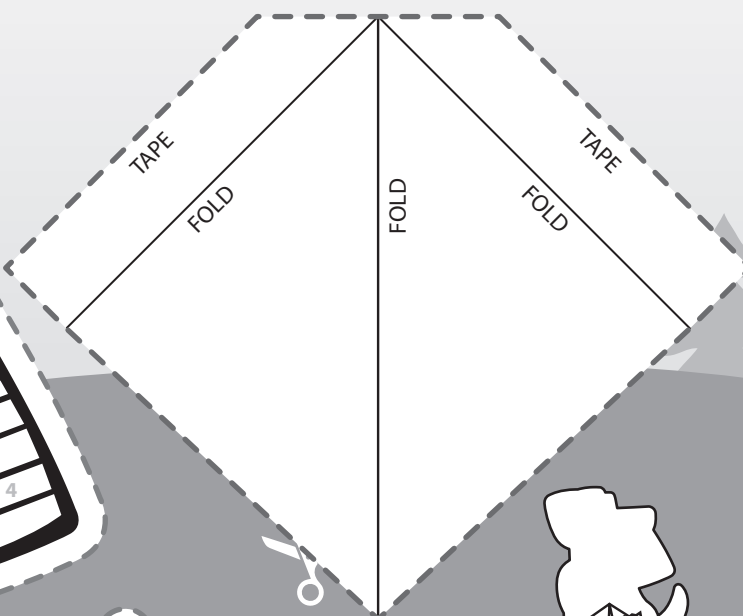


Get a grip!

Tape a craft stick to the back of your Bobber. It makes a handy handle to hold or stick into the sand.



www.Bobber.info



Teach Bobber to sit!

Cut out the easel above, fold it and tape it to the back of your Bobber Standee to make it sit up.

Before cutting
see other side for
more options.



US Army Corps
of Engineers®

ake Friends e Jackets!



bobber.Info



**pull-out
poster**



Bobbers and Bait Fun Game

Help the pups collect their fishing supplies by making your way through the picture trail.

START



How many pictures like these can you find?

HINT: The background color must match!

Write the number in the box.





You can only move to the next shape if it is the same picture or the same color. You can move up, down, left, or right but not diagonally through the maze to get to the finish.



Good job!
Color the
life jacket
below.




Answers - no peeking!
Answers to these pages are on page 22.



Trace over
the numbers,
starting at the dots.




Count the things you may
use on a fishing trip.



Fish Hooks



Life Jackets




Bobbers



Fishing Hats

Answers - no peeking!

On this page there are 5 fish hooks, 3 life jackets, 7 bobbers, and 3 fishing hats.
On the opposite page, yes everyone is wearing a life jacket. There are 2 fishing
lures, 4 life jackets, 2 tackle boxes and 3 fishing poles.




Help Ranger Jane conduct a safety inspection of Tackle's boat. Is everyone wearing a life jacket?

Check the correct box.

☐
yes☐
no

Look carefully at the picture. How many of each thing can you count?

LOOKING
GREAT GUYS!
THANKS FOR
BEING SAFE!



Fishing Lures

Life Jackets

Tackle Boxes


Fishing Poles

Write the number
in the box.

Write the number
in the box.

Write the number
in the box.

Write the number
in the box.



Complete the alphabet by writing
in the missing letters.

Trace over the letters,
starting at the dots.

Sinker loves his chew

bone.



Corkey loves her rubber

duck.

Tackle's favorite toy is an old

shoe.



Answers - no peeking!

On the opposite page there are 7 fish with the letter f on them.
The statement that a life jacket is the most important piece of fishing gear, is true.

g

h

j












l

m

o

The letter j is for jacket. The letter l is for life.
Now say l and j out loud.
Now say life jacket!

Color in the
fish that have the
letter f on them.



How many fish
did you color?
Write the number
in the box below.

The most important piece of
fishing gear is your life jacket.

True or False

Trace over the correct answer
starting at the larger dots.

q

r

t

v


w

y

z



Certificate of Completion!



US Army Corps
of Engineers®

Place a check mark in the life rings to show which pages you have completed!




Quiz

Page 5




Activities

Page 6-7



Games

Page 16-17



Numbers

Page 18-19



Letters

Page 20-21

THIS AWARD CERTIFIES THAT

Write your name on the dotted line.

HAS SUCCESSFULLY COMPLETED BOBBER FUN BOOK ISSUE #1

SIGNATURE

TITLE


DATE

Have a parent, park ranger, or other adult guardian sign your certificate.




Answers for pages 6-7

There are 6 squirrels, 5 birds, and 9 flowers.



Answers for pages 16-17

There are 7 life jackets, 4 bobbers,
2 hooks, and 5 lures.



BOBBER'S Birthday Story



US Army Corps
of Engineers®



Howdy Folks! I'm Ranger Buck and
this here is my best pal, Bobber
the Water Safety Dog!



I'm a park ranger and a big part of my job is
teaching folks how to be safe around water.
Bobber is a big help with doing that.



Kids love Bobber! They often want to know
when Bobber's birthday is.



Believe it or not, we don't know the
exact date of Bobber's birthday.



You see, years ago I adopted Bobber
from the local animal shelter.





Even though Bobber wasn't a young pup,
I could see something special about that dog.




When you adopt a pet they're often called
a "rescue" pet. Bobber turned out to be a
rescue dog in more ways than one.

One day, Tackle was fishing on Waterbowl Lake and wouldn't you know it, he fell overboard!




Good thing he had his life jacket on because his boat drifted away from him.

Now, he was in the water floating where other boaters might not be able to see him. That's not a safe place to be.




I looked in the direction Bobber was barking and, OH MY GOSH, someone was in trouble!



Ranger Jane heard my radio call and safely rescued Tackle from the water.

That afternoon we had a big party to celebrate Bobber's role in rescuing Tackle.



Since Bobber's birthday isn't known, you can celebrate it on any day. Bobber doesn't mind because it means more PARTIES and TREATS!

BOBBER BUDDIES

Bobber helps park rangers promote water safety by visiting several U.S. Army Corps of Engineers lakes every year, so keep an eye out for Bobber when visiting a lake near you.



To find a U.S. Army Corps of Engineers lake or waterway near you visit: www.CorpsLakes.us



Get your life jacket and your game on!



PLAY Bobber's Trading Card Game 123 Splash!



Two ways to build your decks:

"Bone-a-Fide" Cards

- *Collect from U.S. Army Corps of Engineers Park Rangers
- *Collector Quality Card
- *Higher Point Values

Print-n-Play Cards

- *Download from www.Bobber.info and print at home.
- *Unlimited printing & sharing
- *Easy access to all cards



Both card types can be used together to compete and win!



Bobber's official website has instructions and rules for the 123 Splash game and much more!



US Army Corps of Engineers®



Looking for **FUN** and **FREE** Water Safety Resources for kids?

www.Bobber.info

Bobber's website has a "BOATLOAD" of coloring sheets, coloring books, activity sheets, and other fun things to do!



Grab Some Popcorn and Watch Bobber Cartoons!



*The Bobber website also has Animated Cartoons in English and Spanish.

You can help save lives by sharing these resources with Teachers, Group Youth Leaders, Librarians, Friends, and Others.

Produced by the U.S. Army Corps of Engineers National Operations Center for Water Safety. All Rights Reserved. Bobber and all related titles, logos and characters are trademarks of the Corps of Engineers.